



Product Report

Manufacturer: Petersen Aluminum Corporation

102 Northpoint Parkway  
 Building 106  
 Acworth, GA 30102  
 (800) 272-4482

Florida Product Approval # 23225

Wall Panels

NON-HVHZ

Compliant with Florida Building Code 2023 (8<sup>th</sup> ed.) FBC 2023 Sec. 1709.10, Sec. 1404.5, Sec. 1405.2, 1405.11 Compliant with Florida Product Approval Rule # 61G20-3  
 Compliant Quality Assurance Program: UL LLC

**FL 23225.2 Product: Flush Panel (0.032") 12" wide x 0.032" Aluminum Wall Panel (with back stitching)**  
 Attached to 16GA support member or equivalent substrate secured with fasteners through the long lap leg, and side lap stitch fasteners in vertical legs. FBC Sec. 1405.11.1 & .2 Corrosion Resistant, additional requirement of (4) fasteners if the area supported exceeds (4) square feet. Panels are 12" wide with 1" right angle vertical legs, configured with nesting capabilities. Corrosion Resistant Compliant Fastener #10 x 1" Pancake Head fastened at each support to 16 GA Zeebar substrate or equivalent, #14 x 7/8" stitch lap fastener at 24" o.c. No pressure equalization factors have been used in analysis and panel may be used as a wall panel. Applicable load tables are included from testing and Petersen Aluminum Corporation.

MATERIAL:	.032" ALUM		.040" ALUM		24GA STEEL		22GA STEEL	
PANEL SPANS:	12"	48"	12"	48"	24"	60"	24"	60"
ULTIMATE PSF LOAD/ 2.0 SAFETY FACTOR*	-84/-40	-50/-25	-290/-145	-80/-40	-165/-82.5	-100/-50	-210/-105	-140/-70

**Limitations and Conditions of Use:**

1. Products herein this report are compliant with current Florida Building Code (FBC)2023 8<sup>TH</sup> ed.
2. Install in compliance with FBC 2023., Install per Manufacturer's installation reference.
3. Product compliant for State of Florida product approval per Rule 61G20-3. Compliance Method: 1-D
4. Engineering analysis for "project specific project approval" to determine appropriate wind safety factors; is allowed by other Florida licensed professionals.
5. Fire classification is not part of this acceptance. Shear diaphragm values are outside this report.
6. Support framing compliant w/FBC 2023 8<sup>th</sup> ed., Chapter 22 for Steel, Chapter 23 for Wood and Chapter 16 for Structural Loading.
7. This report does not imply warranty, installation, recommended product use outside of this report.

**Test References:**


Fenestration Testing Lab TST 1657 Test # 7584-A ASTM 1592-05<sup>1</sup>(2012)

EQUIVALENCY : ASTM E 1592-05, test standards are equivalent to ASTM E 1592-2012 test standards

**Certificate of Independence:**

Locke Bowden, P.E. does not have, not will acquire a financial interest in any company manufacturing or distributing products under this evaluation

Locke Bowden, P.E. is not owned, operated, or controlled by any Company manufacturing or distributing products under this report.





Quality Accuracy Assurance

## Fenestration Testing Laboratory, Inc.

8148 N.W. 74th Avenue Medley, FL 33166 Phone: (305) 885-3328 Fax: (305) 885-3329 (888) 819-7877

e-mail: [clientservices@fenlab.com](mailto:clientservices@fenlab.com) [www.ftl-inc.com](http://www.ftl-inc.com)

Certificate Number **TST1657**  
Report Date: **2/5/2014**  
Completion Date: **1/23/2014**  
Expiration Date: **1/23/2024**  
Page: **8 of 17**  
Lab Number: **7584-A**  
Project Number: **13-4858**

### OFFICIAL TEST REPORT

#### Aluminum Flush Panel

12" wide by 0.032" thick

Purlin Span		Loads (psf)	
ft	in	Test	Allowed
1.00	12	80	48
1.50	18		45
2.00	24		42
2.50	30		39
3.00	36		36
3.50	42		33
4.00	48	50	30

Design Load Safety Factor of **1.65**

#### NOTES:

1. Tested in accordance with ASTM E 1592-05 Air Bag testing, negative uplift.
2. Intermediate values based on linear interpolation from tested values.
3. Actual testing conducted at 1'-0" and 4'-0" spacing.

#### Aluminum Flush Panel

12" wide by 0.032" thick

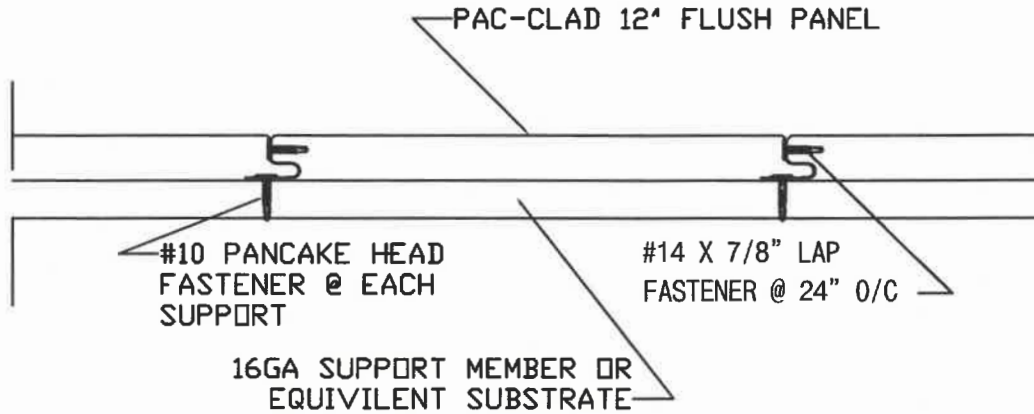
Purlin Span		Loads (psf)	
ft	in	Test	Allowed
1.00	12	80	40
1.50	18		38
2.00	24		35
2.50	30		33
3.00	36		30
3.50	42		28
4.00	48	50	25

Design Load Safety Factor of **2.0**


#### NOTES:

4. Tested in accordance with ASTM E 1592-05 Air Bag testing, negative uplift.
5. Intermediate values based on linear interpolation from tested values.
6. Actual testing conducted at 1'-0" and 4'-0" spacing.

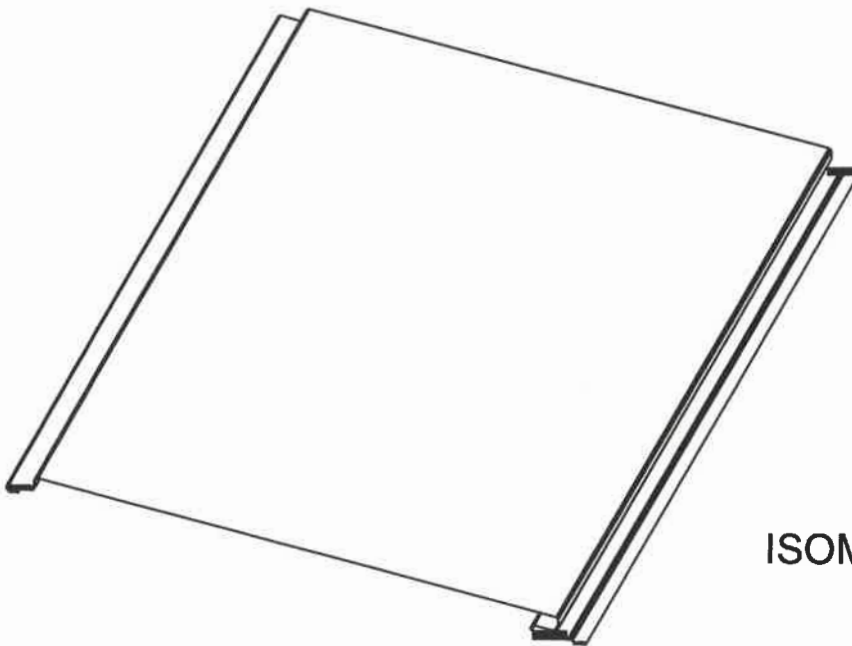
# PAC-CLAD FLUSH PANEL r.05/14



**ATTACHMENT DETAIL**



**DIMENSIONS**



**ISOMETRIC VIEW**

\*optional pencil ribs available